

MERCEDES-BENZ Sprinter

Box-body vehicle

梅塞德斯-奔驰 斯普林特箱式货车

Model 型号: 314 KA 4X2

Wheelbase 轴距: 3550 mm

Baumuster 生产号: 90366213

load area 载货区尺寸 : 3265/1736/1855 mm
(长/宽/高)(L/W/H interbal)

GVW 车辆总重: 3500 kg

Engine power 发动机功率: 105 CV (143 HP)

Paint

PE 1: 1= Paint 1 colour :车身颜色: 白色
MB 9147 ~RAL 0 artic white

Tyres 轮胎

1st Axle : E30R15 80 3 x 225/70 R 15 C TL street Michelin 公路用米其林牌轮胎
2nd Axle : E30R15 80 2 x 225/70 R 15 C TL street Michelin 公路用米其林牌轮胎

Standard equipments 标准配置

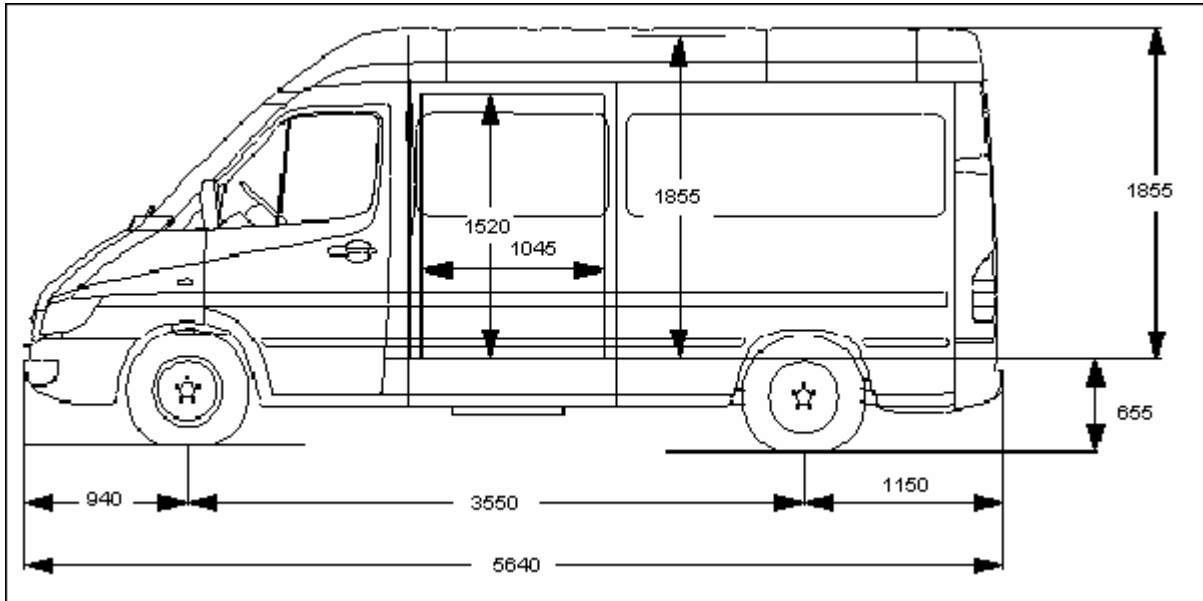
AC4	Axle ratio l=4,857	后桥速比
	H 0 rear axle 2,2 t	2.2吨后桥
	Front axle 1,6 t	1.6吨前桥
	Brake hydraulic 2-circuits	双回路液压制动系统
	Brake according to CM/M1	
	Front/rear disk brakes	前后桥盘式制动
	Rear duo-self energizing parking brake	双自紧驻车制动作用于后方
	Shock absorber rear axle	后桥减振
	Power-steering	助力转向
	Front bumper with integrated treads	带组合式踏板的前保险杠
D50	Entire partition	驾驶员区与载货区间隔板
	Electric equipment 12 V/ starter 12 V	12伏电器设备/12伏启动电机
FS7	Aspherically curved mirror on driver's side	驾驶员一侧曲面后视镜
	Sun visor for driver and passenger	驾驶员及副驾驶员遮阳板
	Bilateral outside mirror	驾驶室外双侧后视镜
	Glove box with lid	带盖手套箱
	Windshield laminated glass	多层复合风挡玻璃
	Immobilizer	密码锁
	Four-speed ventilation blower, low noise	低噪四速换气机
	Combined instrument German (metric)	德国制式组合式仪表盘
	CAN-Bus compat. combined instrument	数据总线式组合仪表盘
	Engine speed indicator electronical	发动机转速电子显示
	Tank 76 Liter	76升油箱
	4-cell-rear lamps w. reflector + back-up lamp	带反光器的四腔尾灯+备用灯
	Lights Halogen H7	卤素雾灯

	Ceiling lamp driver/passenger section	驾驶员及副驾驶员车顶灯
	Ceiling lamp in cargo room/passenger compartment	载货区车顶灯/或载客舱车顶灯
	Parking light	刹车灯
	Light range regulator	灯光调节器
	Direction indicators, additional, side, front	前侧方附加转向灯
	Alternator 14 V / 90 A	14伏/90安培交流发电机
	Front transversal leaf spring	横向前叶片式弹簧
	Parabolic springs rear	后抛物线型弹簧
R65	Spare wheel bracket below frame end	车架后下方备胎支架
RS0	Steel rims 6 J x 15	钢制轮辋
	Fixed passenger's seat	固定式副驾驶员座椅
	Adjustable passenger's seat	可调式副驾驶员座椅
	Seat covers cloth "Venice"	布质座椅套
	Height adjust. headrest for driver seat	驾驶员座椅高度可调头枕
	Height adjust. headrest for codriver seat	副驾驶员座椅高度可调头枕
	3-point automatic safety belts on all seats	所有座椅均配有三点式自动安全带
	Seatbelt tensioner driver and codrivers	驾驶员及副驾驶员安全带收紧装置
T16	Sliding door right	右侧推拉门
	Ashtray in cab	驾驶室内烟灰盒
	Two-wing rear door 180 Grad	可打开180度二扇后门
Y43	Hydraulic Jack	液压千斤顶
	Tool kit	工具箱

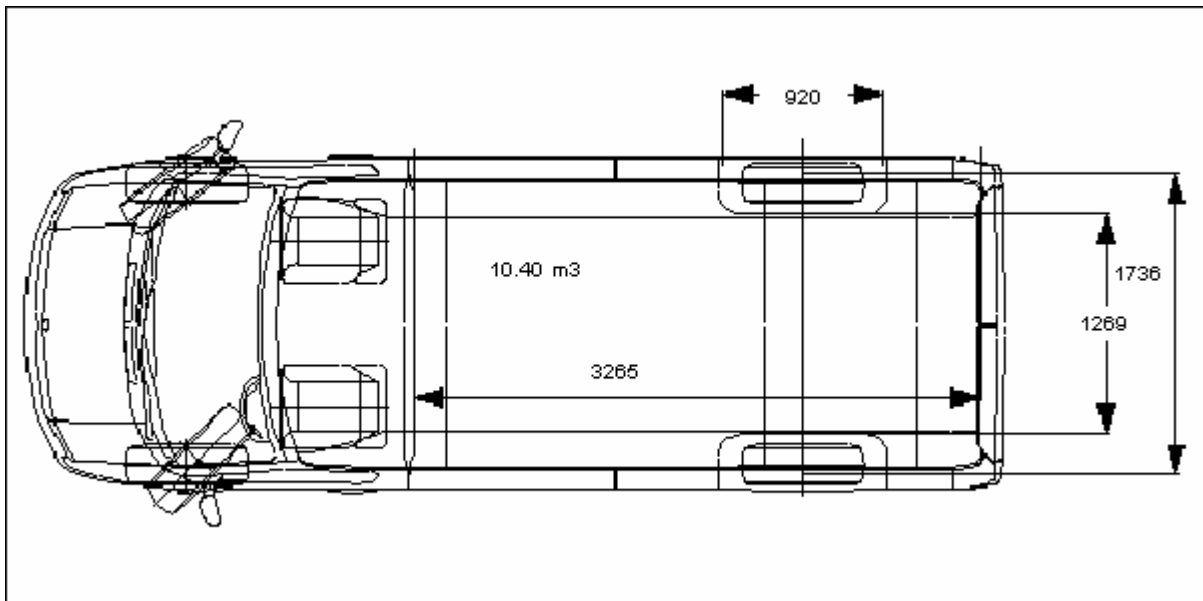
Optional equipment已选装设备

AC5	Axle ratio	i = 5,286	后桥速比: i=5.286
BB0	Brake system with ABS and ASR		带ABS防抱死及ASR防侧滑的刹车系统
C43	Stabilizer rear axle reinforced under frame		车架下方加强型后桥稳定杆
C45	Stabilizer reinforced at front axle		加强型前桥稳定杆
CE1	Suspension for anti-roll stability		防滚翻悬挂稳定系统
D03	Roof and rear doors high version		高顶及加高后门
E88	Cigar lighter		点烟器
F66	Glove box lockable		手套箱
F68	Ext. mirror, heated, electr. adjustable, le/ri.		左,右可加热型电动调节后视镜
GH3	Gearbox G 32-5/5,0		5档手动变速箱
HH9	Air conditioner, automatic heater control		空调, 自动加热控制
J65	Outside temperature gauge		室外温度表
L16	Fog lamps Halogen		卤素雾灯
L62	Reading lamp		阅读灯
MR8	Engine M111 E23 105 KW (143 HP)	105千瓦(143马力)	M111 E23 发动机
	<i>Attention !! Consider rear axle multiplication when change of engine</i>		
X42	Plates / booklets English		英文手册
Y10	First-aid kit		急救箱

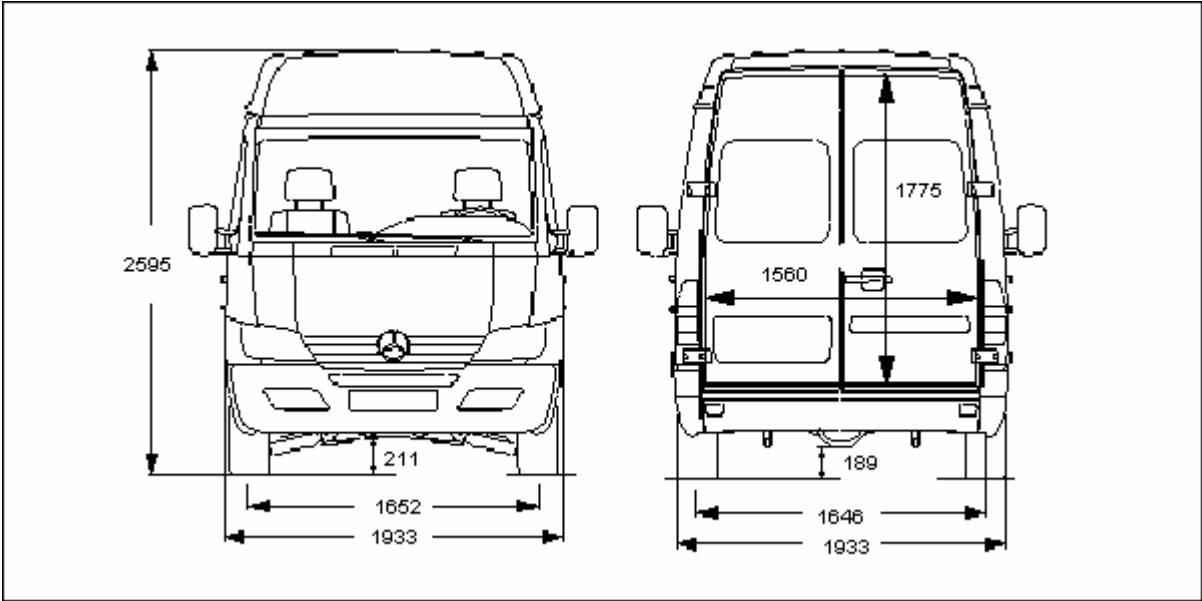
Side view



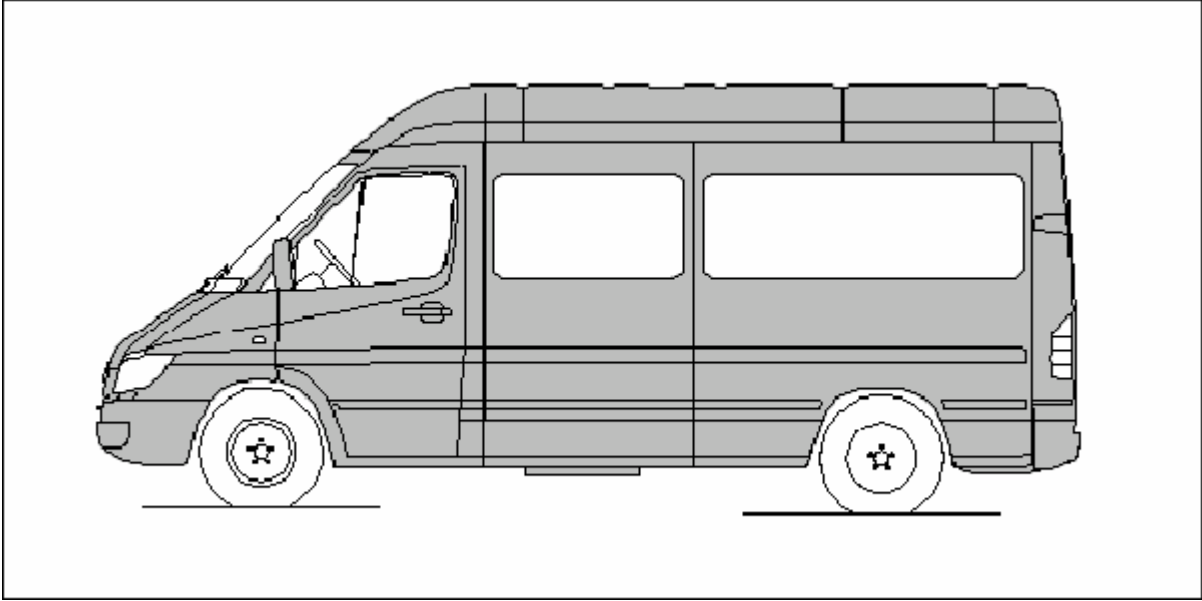
Plan view



Front / rear view



Paint plan



Door configuration

